


Spring Has Sprung



Adapted from: Card Weaving by Russell Groff, Belt No 5, Chevron

Equipment: Schacht inkle loom, belt shuttle and Schacht weaving cards

Yarn: 5/2 Pearl Cotton

Colors: 16 ends of dark pink, 9 ends of light pink, 7 ends of light blue, 8 ends of bright yellow, and 20 ends of white

Weaving: Weave with dark pink. Weave 4 turns forward, 4 turns back, repeat.

	↑	↑	↑	↑	↑	↑	↑	↑	↓	↓	↓	↓	↓	↓	↓	
A	Dark Pink	Light Yellow	Light Yellow	Dark Pink	Light Blue	Light Pink	Light Pink	Light Pink	Light Pink	Light Blue	Dark Pink	Light Yellow	Light Yellow	Dark Pink		
B	Dark Pink			Dark Pink		Light Blue	Light Pink	Light Pink	Light Pink	Light Blue			Dark Pink			Dark Pink
C	Dark Pink	Light Yellow	Light Yellow	Dark Pink			Light Blue	Light Pink	Light Blue			Dark Pink	Light Yellow	Light Yellow	Dark Pink	
D	Dark Pink			Dark Pink			Light Blue					Dark Pink			Dark Pink	
	1	2	3	4	5	6	7	8	9	10	11	12	13	14	15	



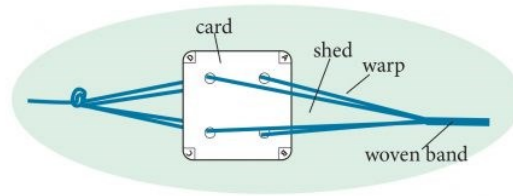
Continued on back



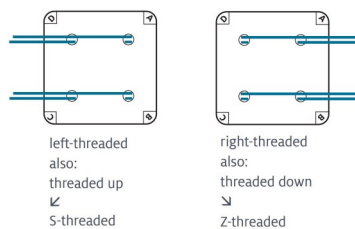
Copyright © 2017 Schacht Spindle Company, Inc.

Schachtspindle.com


Card weaving patterns by different authors use a variety of terms to describe how to thread the cards, but most tend to agree on these standard names:



Each hole in the card has its own warp thread. Cards can be threaded with the warp thread entering the holes from either direction, we use the terms **left-threaded** and **right-threaded**.



The Schacht weaving Cards come in packages of 25, more than enough for a range of projects. Designed for easy long-term use, the Schacht weaving cards are printed on high quality card stock with labeled holes, colored edges to help keep cards in order, and are die-cut for accuracy and smoothness. All you need to add is yarn and a belt shuttle and you can start weaving complex bands at less than the cost of two coffees!



Copyright © 2017 Schacht Spindle Company, Inc.
Schachtspindle.com